
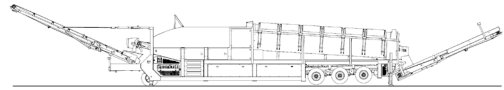


SPECIFICATIONS

733RE Trommel



Note: Optional equipment may be displayed



DESCRIPTION

Heavy duty mobile trommel with following features:

- Large capacity 7' x 33' heavy duty trommel drum
- 168 kW (225 hp) diesel engine
- Wheeled mobility
- Integrated hydraulic folding stockpiling conveyors
- Remote control radial conveyor
- Fast on-site setup time (10 minutes)

SAFETY FEATURES

- External belt alignment points
- External grease points
- Full safety guarding for nip points
- Engine safety shutdown systems

DIMENSIONS AND WEIGHTS

Working Dimensions

Length.....	31.53m (103' – 5½")
Width	15.19m (49' – 10")
Height	5.09m (16' – 8")

Transport Dimensions

Length.....	21.19m (69' – 6½")
Width	3.30m (10' – 10")
Transport Height.....	4.12m (13' – 6")
Loading Height	3.78m (12' – 5")

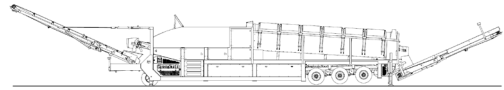
Weight (approximate).....	36 630 Kgs (80 750 lbs.)
---------------------------	--------------------------

CAPACITIES

Hydraulic tank capacity	1040 L (275 US gal)
Diesel tank capacity.....	1210 L (320 US gal)
Hopper Capacity.....	6.9 m ³ (9 yd ³)

FEED CONVEYOR

Belt width	1200 mm (48")
Belt spec.....	Plain 630/4 6+2
Drive drum diameter.....	406 mm (16")
Tail drum diameter.....	406 mm (16")
Gearbox.....	Bonfig 805 W2
Gearbox ratio.....	24,2:1
Motor	Danfoss OMSS315
Flow rate.....	83 lpm (22 US gpm)
Adjustable speed	Yes
Maximum speed	9 rpm

**FINES CONVEYOR**

Belt width	1370 mm (54")
Belt spec	Plain 500/3 5+1.5
Drive drum diameter	305 mm (12")
Tail drum diameter	305 mm (12")
Motor	DT46
Flow rate	128 lpm (34 US gpm)
Maximum speed	169 rpm

RADIAL CONVEYOR

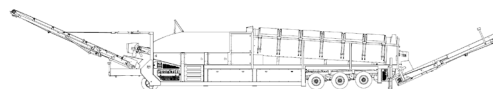
Stockpile height	5.09 m (16' – 8")
Belt width	1200 mm (48")
Belt spec	Plain - 400/3 4+2
Drive drum diameter	254 mm (10")
Tail drum diameter	254 mm (10")
Motor	DT46
Flow rate	128 lpm (34 US gpm)
Maximum speed	169 rpm

OVERSIZE CONVEYOR

Stockpile height	3.50 m (11' – 6")
Belt width	1200 mm (48")
Belt spec	Chevron - 315/3 3+1.5
Drive drum diameter	254 mm (10")
Tail drum diameter	254 mm (10")
Motor	DT33
Flow rate	53 lpm (14 US gpm)
Maximum speed	141 rpm
Adjustable speed	Yes

TROMMEL (DRUM)

Dimensions	2.13 m x 10.06 m (7' x 33')
Screening Area	47 m ² (510 ft ²)
Trommel angle	3 deg
Trommel motor	H1C 75 + 306 gearbox
Drive system	Chain drive
Hydraulic flow rate	294 lpm (78 US gpm)
Trommel speed	10 – 24 rpm
Adjustable speed	Yes
Longitudinal Trommel Supports	6 tube type lifters
Cleaning Brushes	Ground adjustable Ø16x 50" polyester brushes

**POWERUNIT AND HYDRAULICS**

Engine power.....	168 kW (225 hp) diesel engine
Engine speed.....	2200 rpm
Flywheel pump 1	Parker P365 2½”
Flywheel pump 2	Parker P330 2” + 1”
PTO pump	Vickers V20
Total system flow.....	560 lpm (148 US gpm)
Hydraulic tank ratio.....	1.86 : 1
Hydraulic oil cooler	Yes (X2)

ELECTRICS

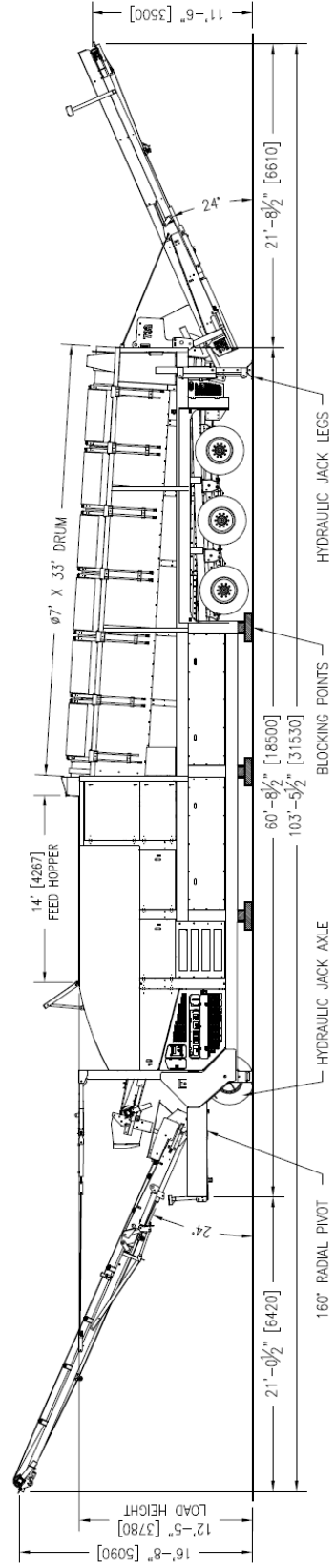
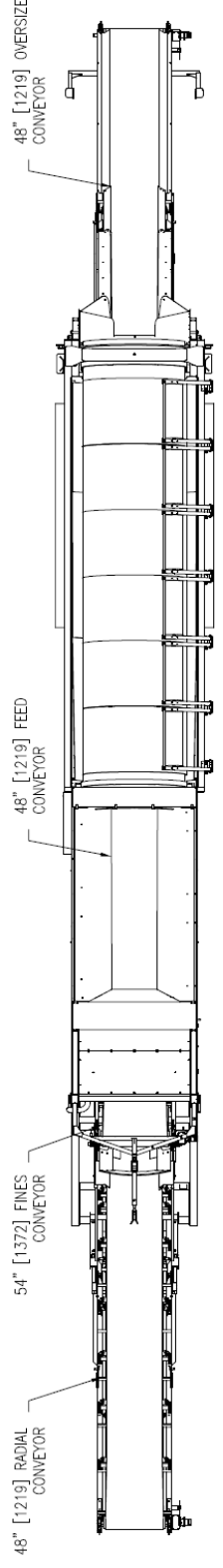
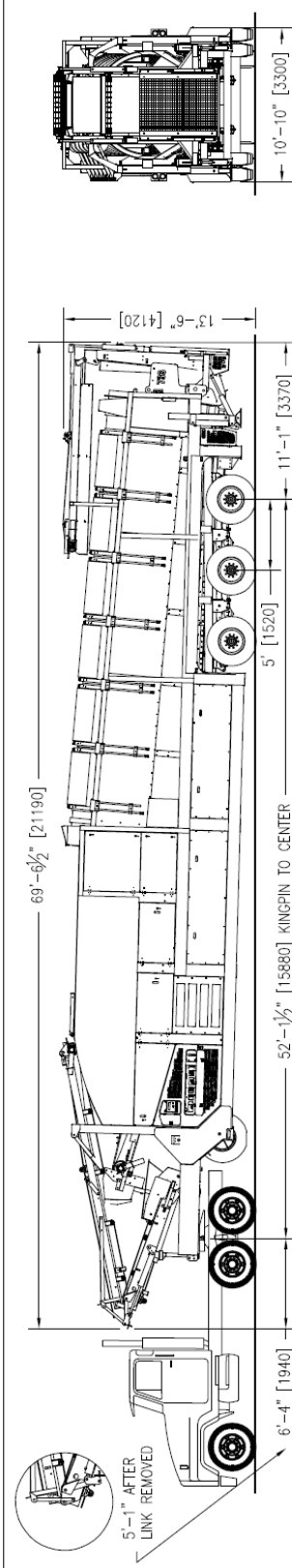
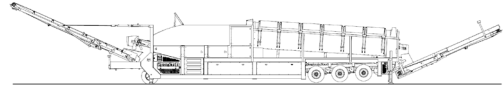
Emergency stops.....	4 off, all 4 corners of the machine
Chassis cabling	Armored cable
Start Siren.....	Yes – 10 sec delay
Engine room light.....	Yes
Remote radial	Yes – 4 function
Engine shutdowns:	
▪ Low oil pressure	
▪ High water temperature	
▪ Air filter blockage (selectable)	
▪ Fuel contamination	
▪ Low hydraulic tank level	

WHEELS

Axles.....	Tri-axle 1.520m (60”) Spread
Wheels.....	Dual - 11R22.5 (12 tires)
Spring suspension.....	Yes
Brakes	Yes
Mudguards.....	Yes
ABS	Option

OPTIONS

- | | |
|-------------------------------|------------------------|
| ▪ Hydraulic Tipping Grid | ▪ Remote Feeder on/off |
| ▪ Double Brushes | ▪ Punch Plate Screens |
| ▪ Auto Reversing Fan | ▪ Spare drum |
| ▪ Auxiliary Hydraulic Circuit | |



		McCloskey INTERNATIONAL LIMITED PROJECT/MACHINE 733 RE	
TITLE SALES / DIMENSIONS		JOB/ASM # DR. J.N. DEC 6, 2006 CHK'D ESS'D	
GENERAL REVISION S.M. OCT. 16/09 BY		DWG. # 917-0014	
GENERAL REVISION S.M. OCT. 16/07 BY		REV. # B	
REVISION DESCRIPTION A		SERIES 2	
McCloskey INTERNATIONAL LIMITED 10000 McCloskey Blvd., Suite 100 Dallas, TX 75243 Phone: 972.250.8500 Fax: 972.250.8501 Email: sales@mcloskey.com Website: www.mccloskey.com ALL DIMENSIONS UNLESS OTHERWISE SPECIFIED ARE IN INCHES AND DECIMALS THEREOF. METRIC DIMENSIONS ARE GIVEN FOR INFORMATION ONLY AND ARE NOT TO BE USED FOR FABRICATION. ANY DISCREPANCY BETWEEN METRIC AND US DIMENSIONS ARE SUBJECT TO CHANGE.			
733-RE GVW: 80,750lb (36,630kg) GAW: 53,000lb (24,040kg)			